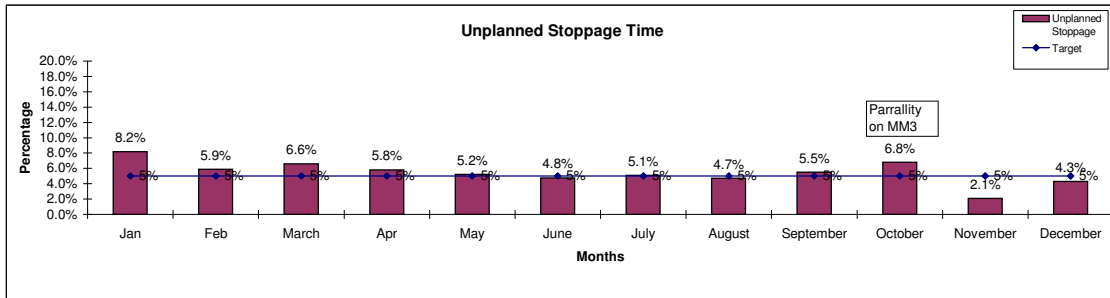


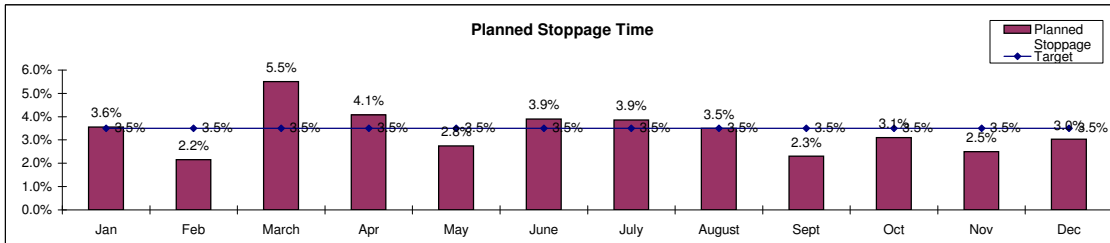
Month	Jan	Feb	March	April	May	June	July	Aug	Sep	Oct	Nov	Dec
Productivity	88.0%	101.7%	104.4%	98.1%	102.3%	106.6%	106.9%	109.6%	105.2%	100.0%	112.5%	114.4%
Target	100%	100%	100%	100%	100%	100%	100%	100%	100%	100%	100%	100%



Month	Jan	Feb	March	Apr	May	June	July	August	September	October	November	December
Unplanned Stoppage	8.2%	5.9%	6.6%	5.8%	5.2%	4.8%	5.1%	4.7%	5.5%	6.8%	2.1%	4.3%
Target	5%	5%	5%	5%	5%	5%	5%	5%	5%	5%	5%	5%

**Unplanned Stoppage Time**

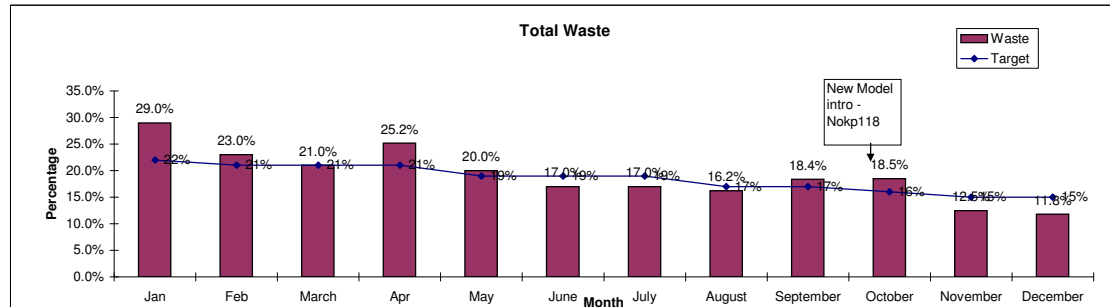
There was 4 hrs down on MM3 due to Servo drive problem. There was no major problem on MM2.



Month	Jan	Feb	March	Apr	May	June	July	August	Sept	Oct	Nov	Dec
Planned Stoppage	3.6%	2.2%	5.5%	4.1%	2.8%	3.9%	3.9%	3.5%	2.3%	3.1%	2.5%	3.0%
Target	3.5%	3.5%	3.5%	3.5%	3.5%	3.5%	3.5%	3.5%	3.5%	3.5%	3.5%	3.5%

**Planned Stoppage Time**

There were 14 changeover models on MM3 in 21 days production  
There were 10 changeover models on MM2 in 21 days production.



Month	Jan	Feb	March	Apr	May	June	July	August	September	October	November	December
Waste	29.0%	23.0%	21.0%	25.2%	20.0%	17.0%	17.0%	16.2%	18.4%	18.5%	12.5%	11.8%
Target	22%	21%	21%	21%	21%	19%	19%	19%	17%	17%	16%	15%

4.5%